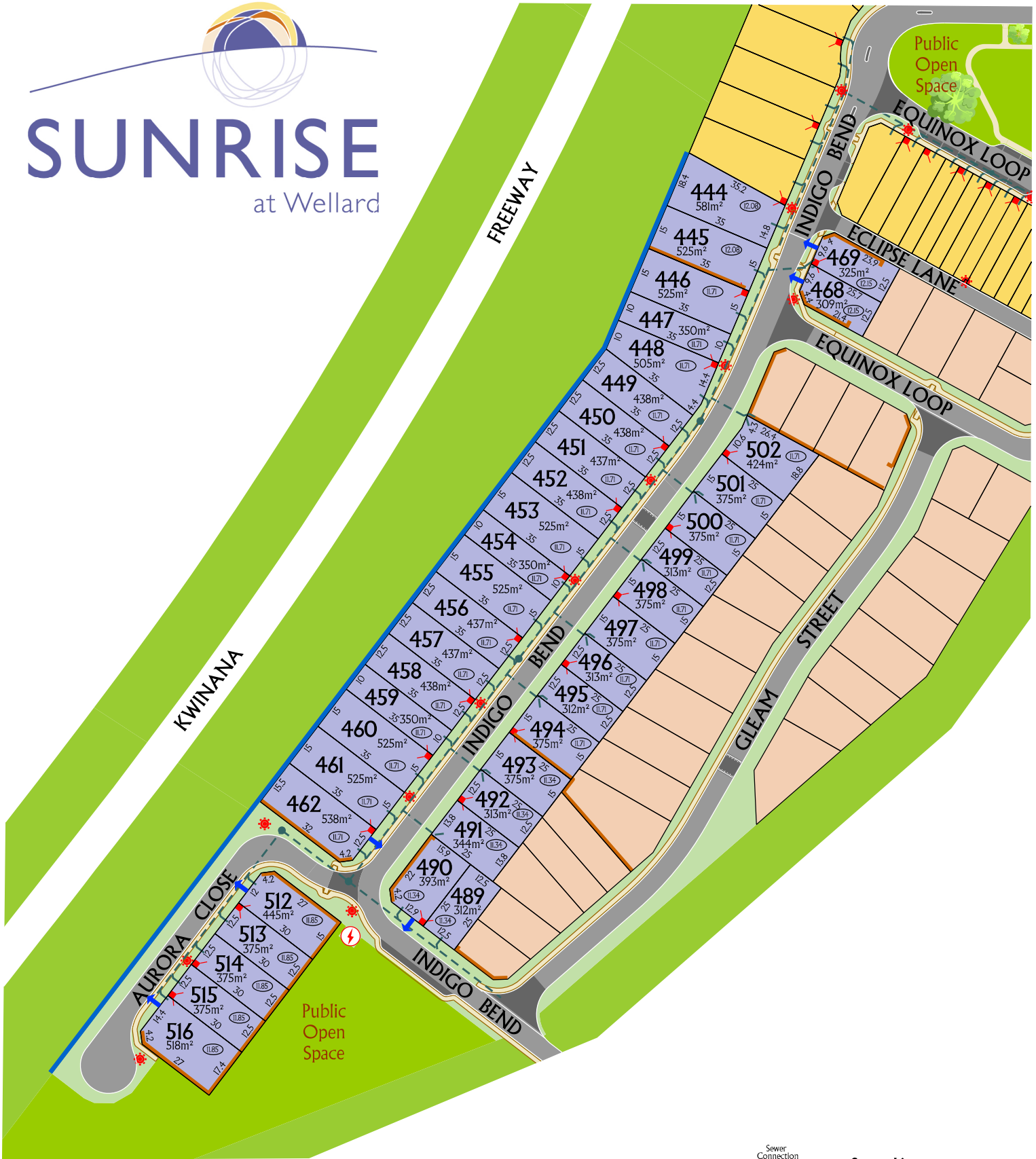




















# SUNRISE

at Wellard



-  Sewer Connection
-  Manhole
-  Electricity Dome
-  Street Light
-  Transformer Site
-  Retaining Wall
-  Footpath
-  Proposed Lot Level
-  Road Brick Paving
-  Road Red Asphalt
-  Traffic Calming Devices
-  Noise Reduction Wall

-  Stage 8a
-  Previous Land Release
-  Future Land Release

 Dwelling must address the street where the frontage is indicated with an arrow.



April 2016



Our Ref: I2440 Stage 8a

All dimensions and areas are subject to survey. The particulars of this brochure are supplied for information only and shall not be taken as a representation in any respect on the part of the Vendor or its agent. Some information is conceptual and subject to change. Engineering Services supplied by Wood & Grove Engineering Ltd. Surveying & Artwork by Whelans Australia Pty. Ltd.

