









# SUNRISE

at Wellard

### Quiet House Design

-  Upper Floor - Package A
-  Ground Floor - No Package
-  Upper Floor - Package A
-  Ground Floor - Package A
-  Upper Floor - Package C
-  Ground Floor - Package A



0 25 metres

April 2016
















Our Ref: I2440 Stage 7

All dimensions and areas are subject to survey. The particulars of this brochure are supplied for information only and shall not be taken as a representation in any respect on the part of the Vendor or its agent. Some information is conceptual and subject to change. Engineering Services supplied by Wood & Grieve Engineers Ltd. Surveying & Artwork by Whelans Australia Pty. Ltd.



 Stage 7

 Previous Land Release

-  Sewer Connection
-  Manhole
-  Bollards
-  Sewer Line
-  Electricity Dome
-  Street Light
-  Transformer Site
-  Retaining Wall
-  Footpath
-  Proposed Lot Level
-  Road Brick Paving
-  Road Red Asphalt